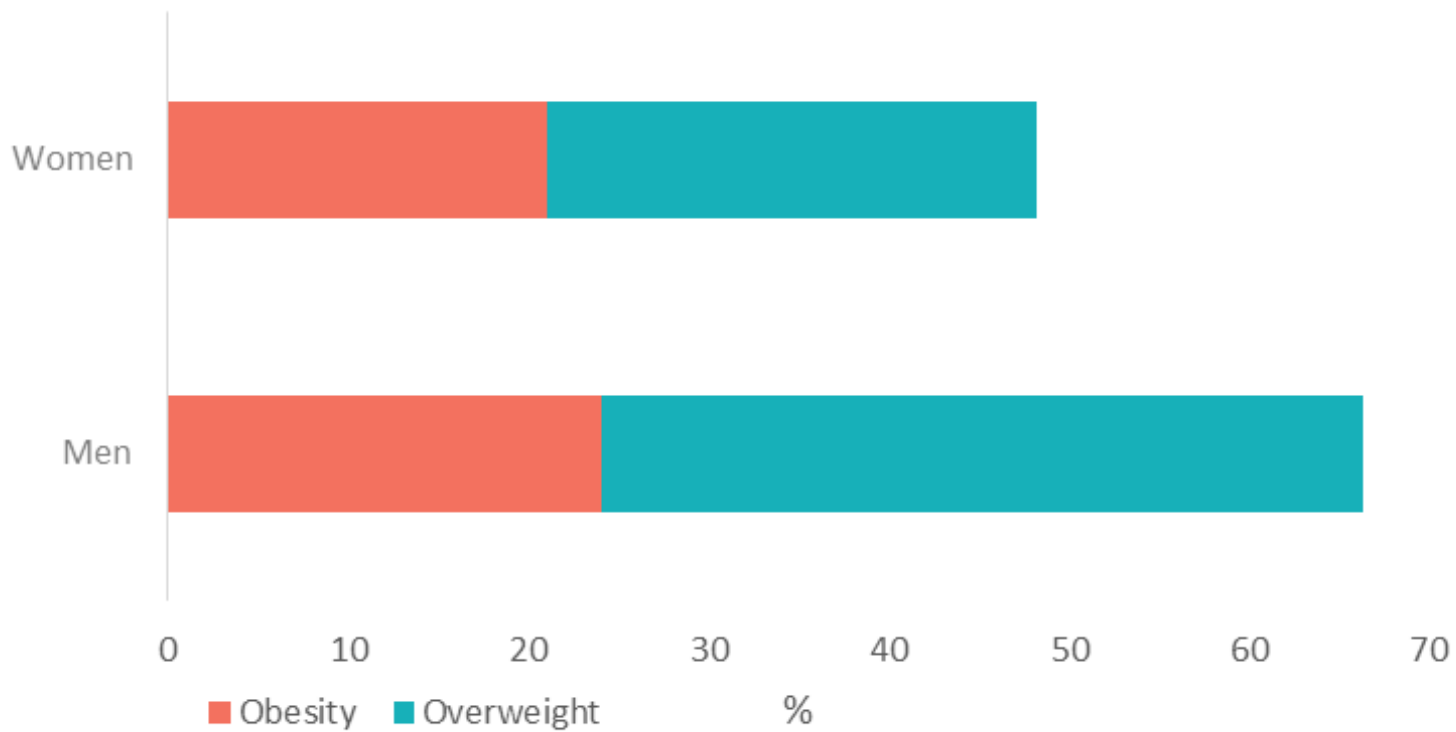


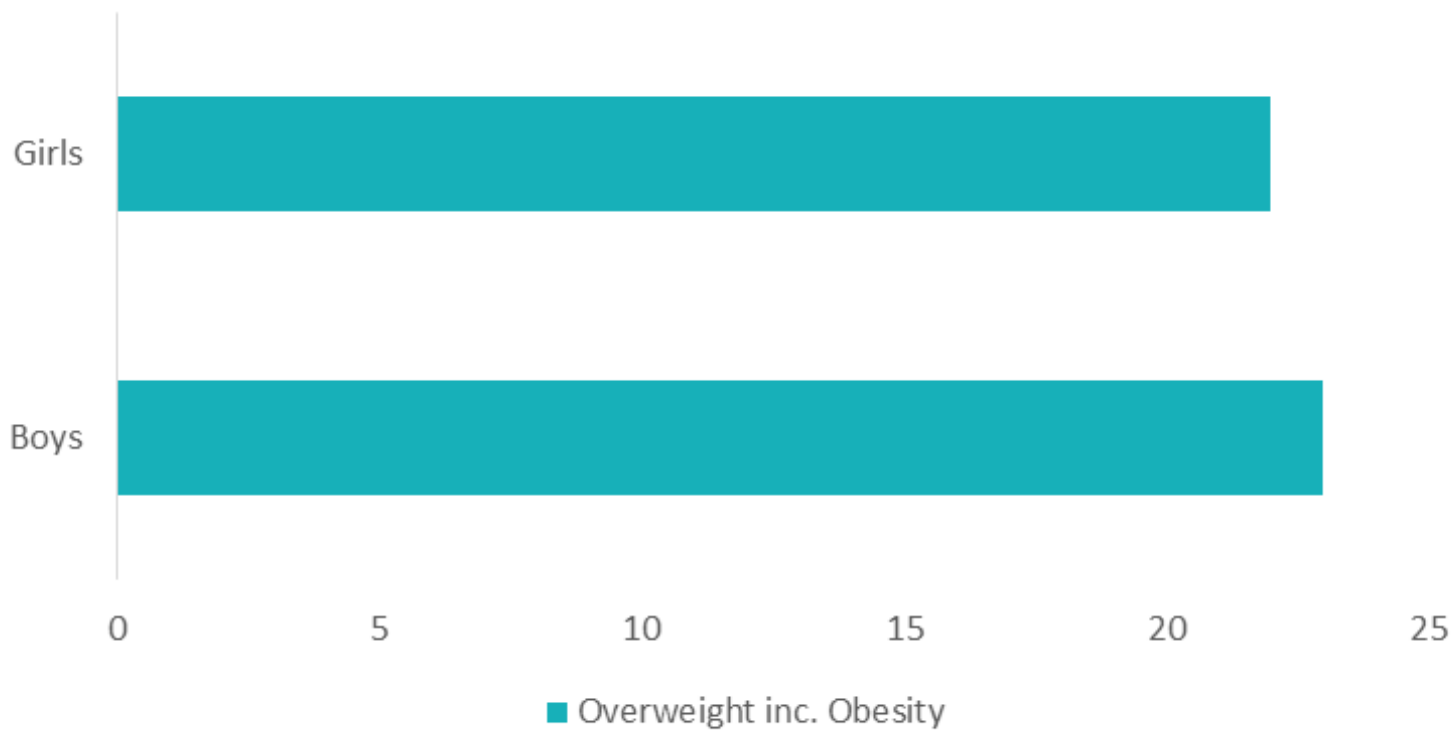
Extended Country Profile Graphics

	Pages
• General Overweight & Obesity Prevalence (%).....	2-3
• By Age & Education	4-5
• By Age & Education in French.....	6-7
• By Age & Education in German.....	8-9
• Drivers	
• Adolescent physical inactivity	10-11
• Adult physical inactivity	12-13
• Impact	
• Diabetes.....	14
• High Cholesterol.....	15
• Raised Blood pressure.....	16-17
• Obesity related cancers.....	18-25
• Policies & Interventions (online).....	26
• View prevalence data (online)	27
• Sources.....	28

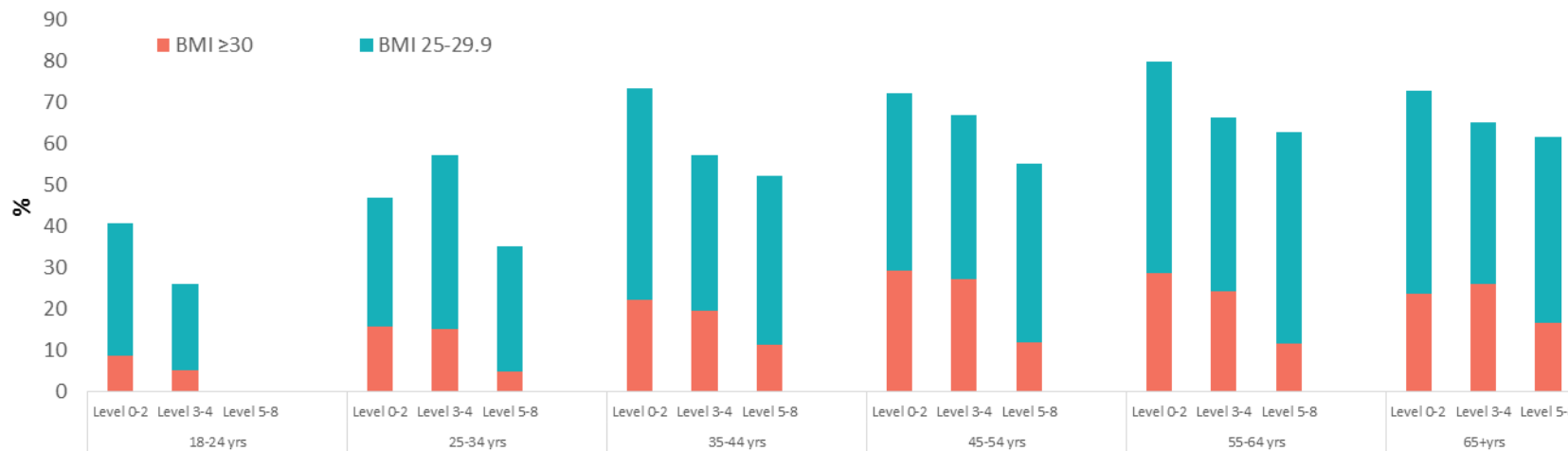
% Overweight & Obesity in Adults in Luxembourg (2013)



% Overweight & Obesity in children in Luxembourg (2004)

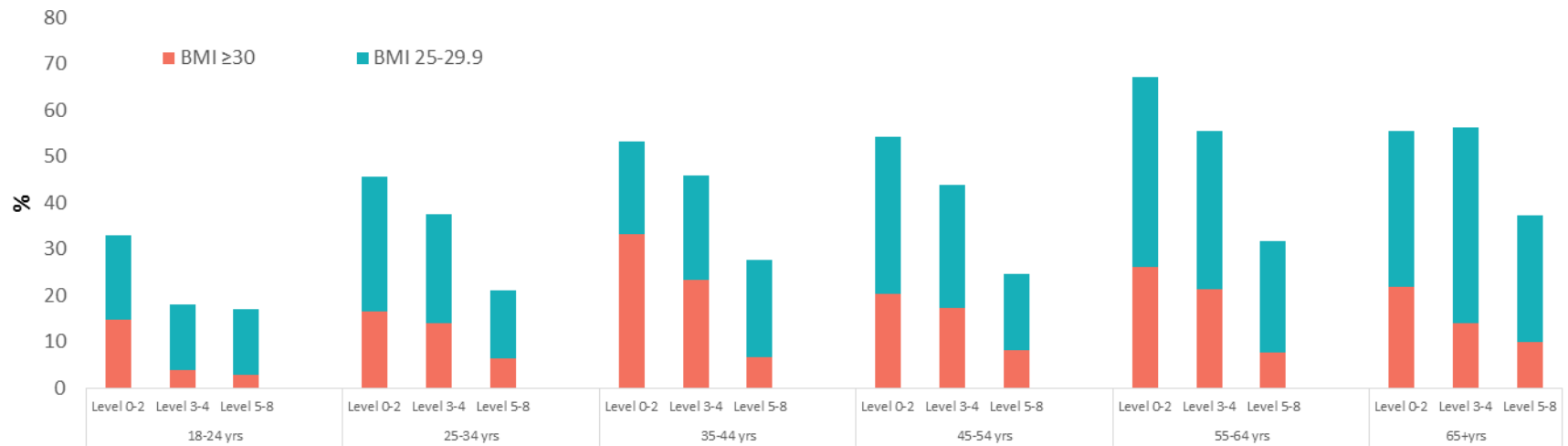


% Overweight and Obesity by age & educational attainment in males in Luxembourg 2014



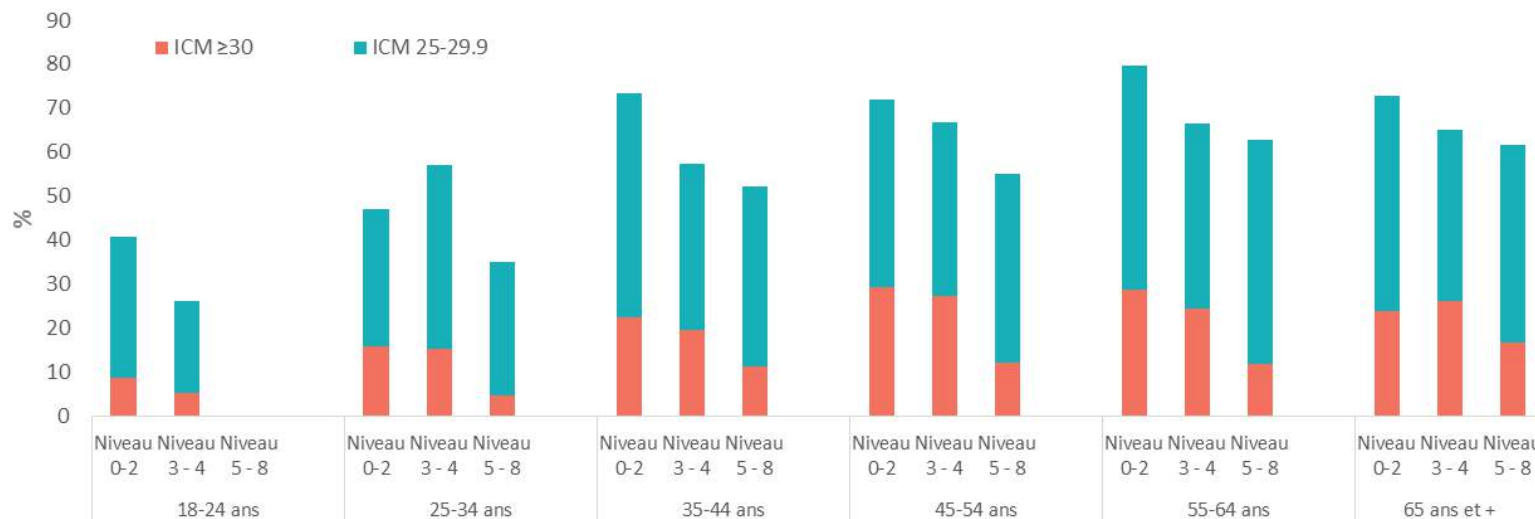
Less than primary, primary and lower secondary education (levels 0-2)
 Upper secondary and post-secondary non-tertiary education (levels 3 and 4)
 Tertiary education (levels 5-8)

% Overweight and Obesity by age & educational attainment in females in Luxembourg 2014



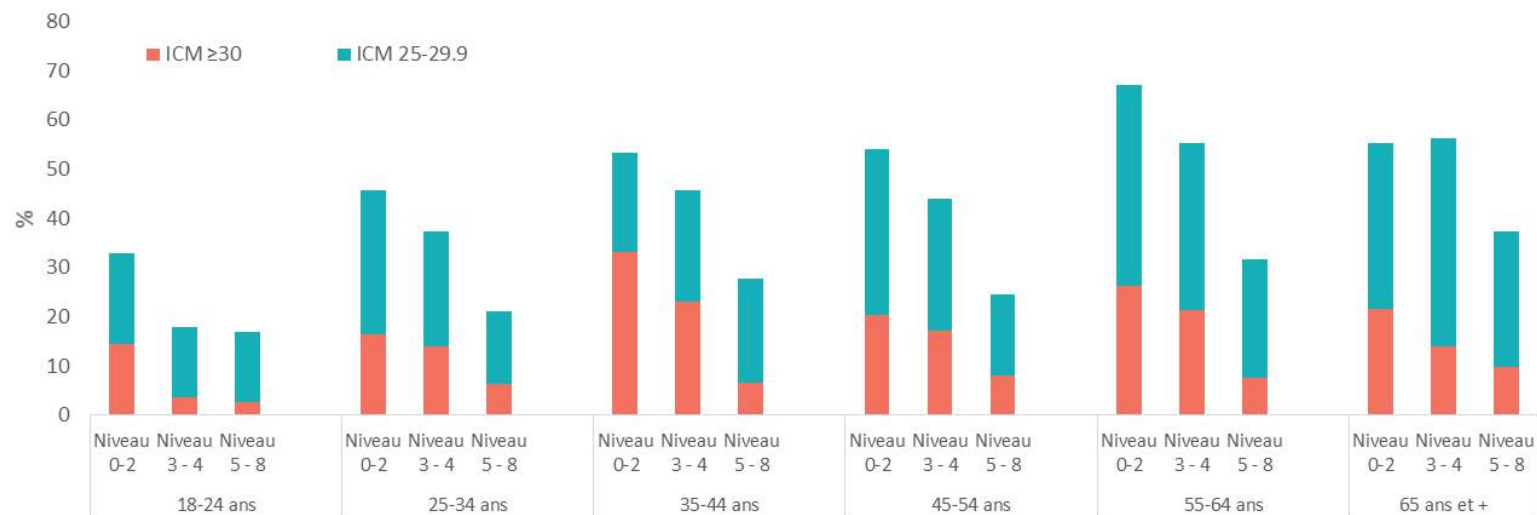
Less than primary, primary and lower secondary education (levels 0-2)
 Upper secondary and post-secondary non-tertiary education (levels 3 and 4)
 Tertiary education (levels 5-8)

Surpoids et Obésité par âge et niveau d'instruction chez les hommes au Luxembourg, en 2014, en %



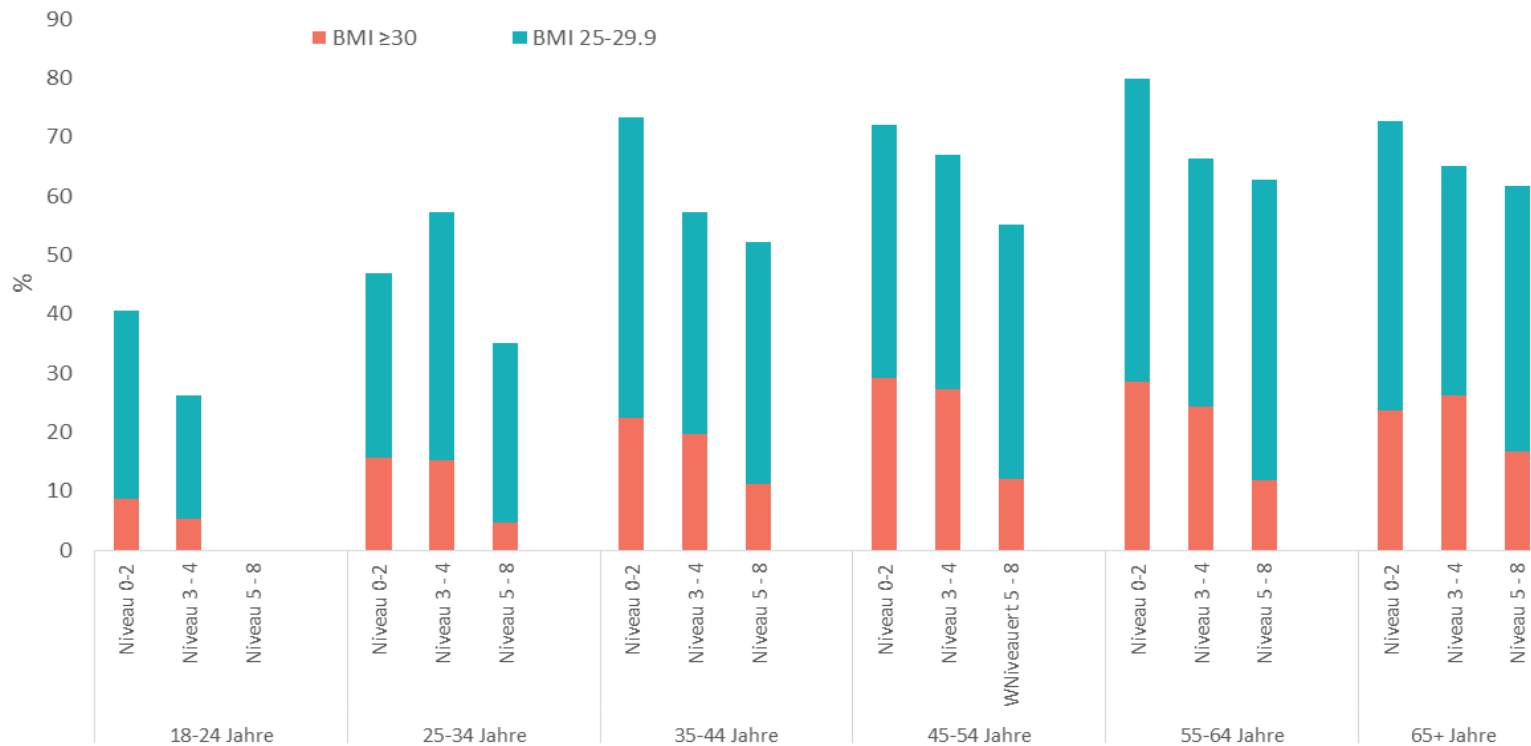
Inférieur à l'enseignement primaire et au premier cycle du secondaire (niveaux 0-2)
 Enseignement secondaire supérieur et post-secondaire non supérieur (niveaux 3-4)
 Enseignement supérieur (niveaux 5-8)

Surpoids et Obésité par âge et niveau d'instruction chez les femmes au Luxembourg, en 2014, en %



Inférieur à l'enseignement primaire et au premier cycle du secondaire (niveaux 0-2)
 Enseignement secondaire supérieur et post-secondaire non supérieur (niveaux 3-4)
 Enseignement supérieur (niveaux 5-8)

% Übergewicht & Fettleibigkeit nach Alter und Bildungsniveau bei Männern in
Luxembourg 2014



Weniger als Grund-, Grund- und geringe Sekundärbildung (Niveaus 0-2)
 Abgeschlossene Sekundärbildung und postsekundäre aber nicht tertiäre Bildung (Niveaus 3-4)
 Tertiäre Bildung (Niveaus 5-8)

% Übergewicht & Fettleibigkeit nach Alter & Bildungsniveau bei Frauen in Luxemburg
2014



Weniger als Grund-, Grund- und geringe Sekundärbildung (Niveaus 0-2)
Abgeschlossene Sekundärbildung und postsekundäre aber nicht tertiäre Bildung (Niveaus 3-4)
Tertiäre Bildung (Niveaus 5-8)

% Insufficiently active male adolescents living in EU Member Countries (2010)



No data available in Cyprus

% Insufficiently active female adolescents living in EU Member Countries (2010)



% Insufficiently active male adults living in EU Member Countries (2010)

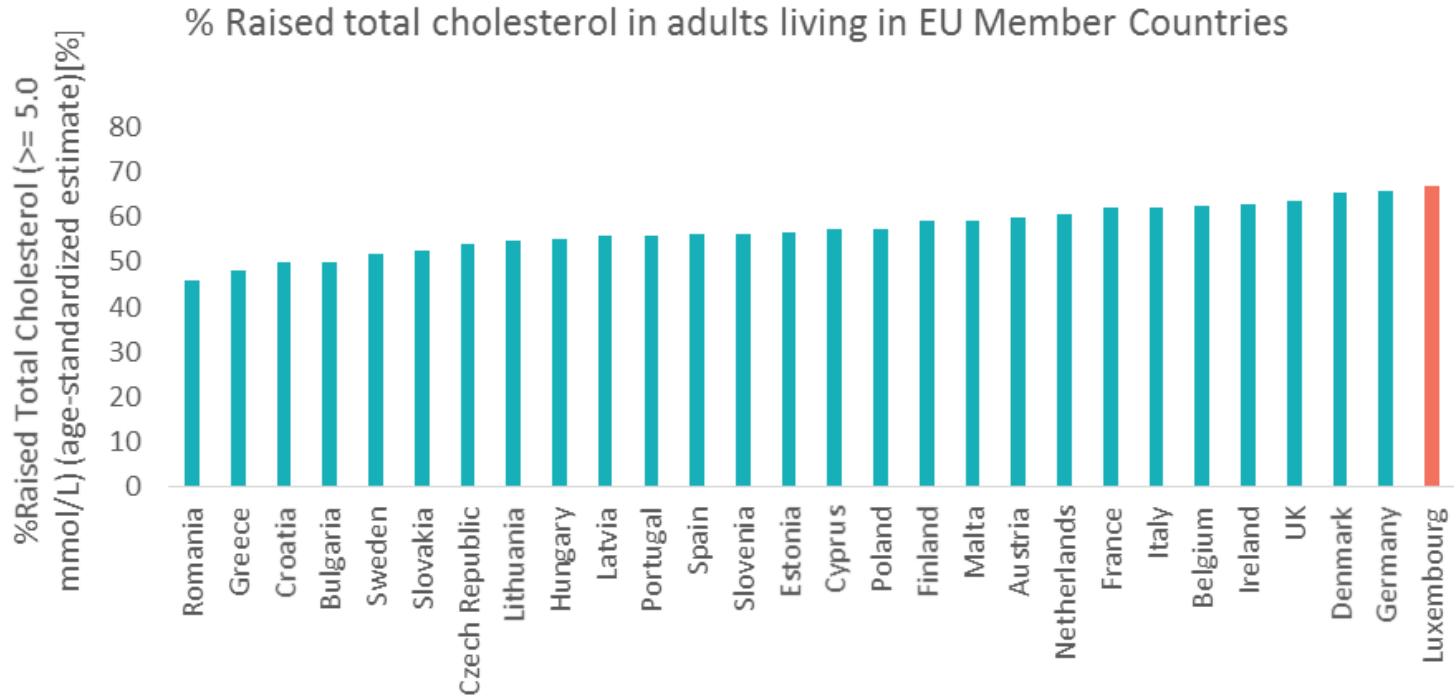


% Insufficiently active female adults living in EU Member Countries (2010)



Diabetes age-adjusted comparative prevalence [%] in adults living in EU Member Countries

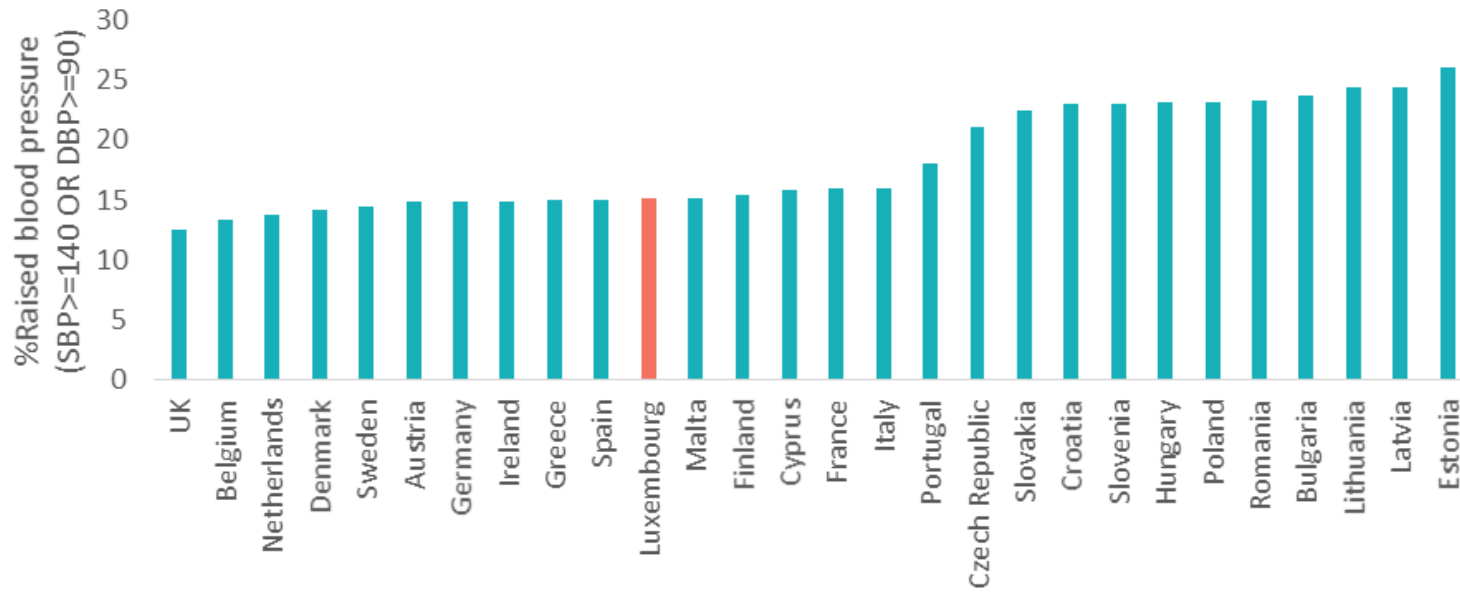




% Raised blood pressure in males living in EU Member Countries (2014)



% Raised blood pressure in females living in EU Member Countries (2014)

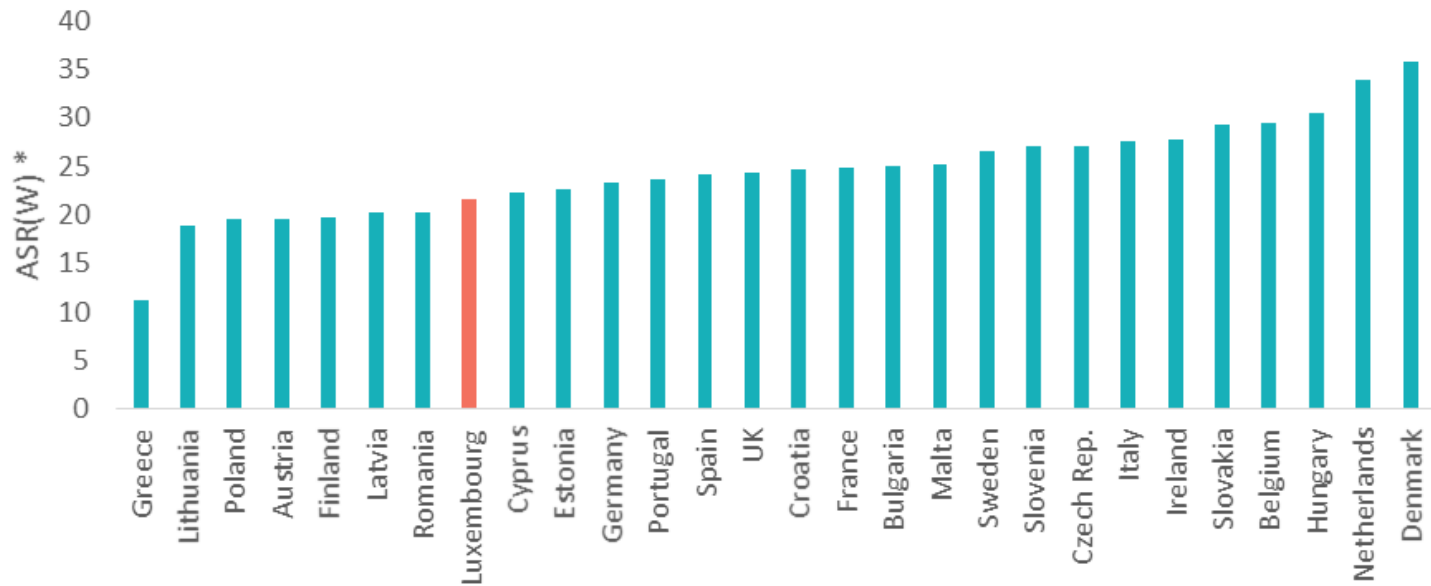


Colorectal Cancer incidence in males living in EU Member Countries



*ASR(W) Age Standardised Rate (to World Standard Population) expressed per 100,000

Colorectal Cancer incidence in females living in EU Member Countries



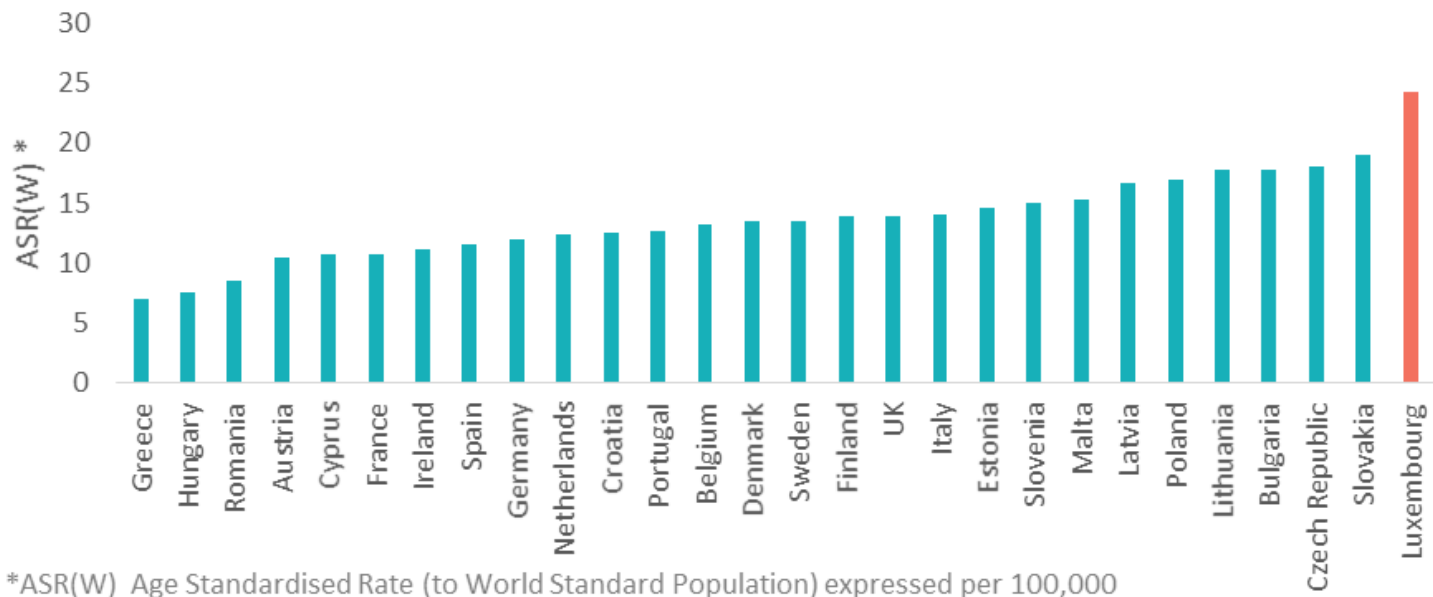
*ASR(W) Age Standardised Rate (to World Standard Population) expressed per 100,000

Breast Cancer incidence in females living in EU Member Countries



*ASR(W) Age Standardised Rate (to World Standard Population) expressed per 100,000

Cancer of the Uterus incidence in females living in EU Member Countries



Pancreatic Cancer incidence in males living in EU Member Countries



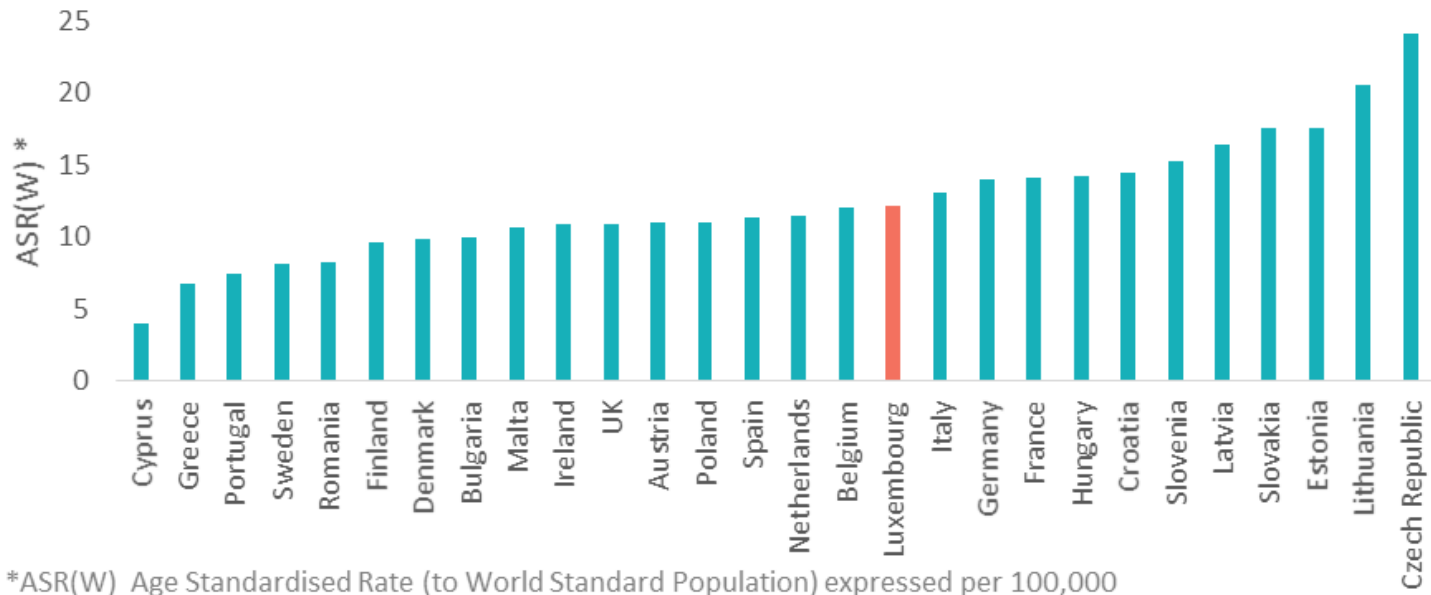
*ASR(W) Age Standardised Rate (to World Standard Population) expressed per 100,000

Pancreatic Cancer incidence in females living in EU Member Countries

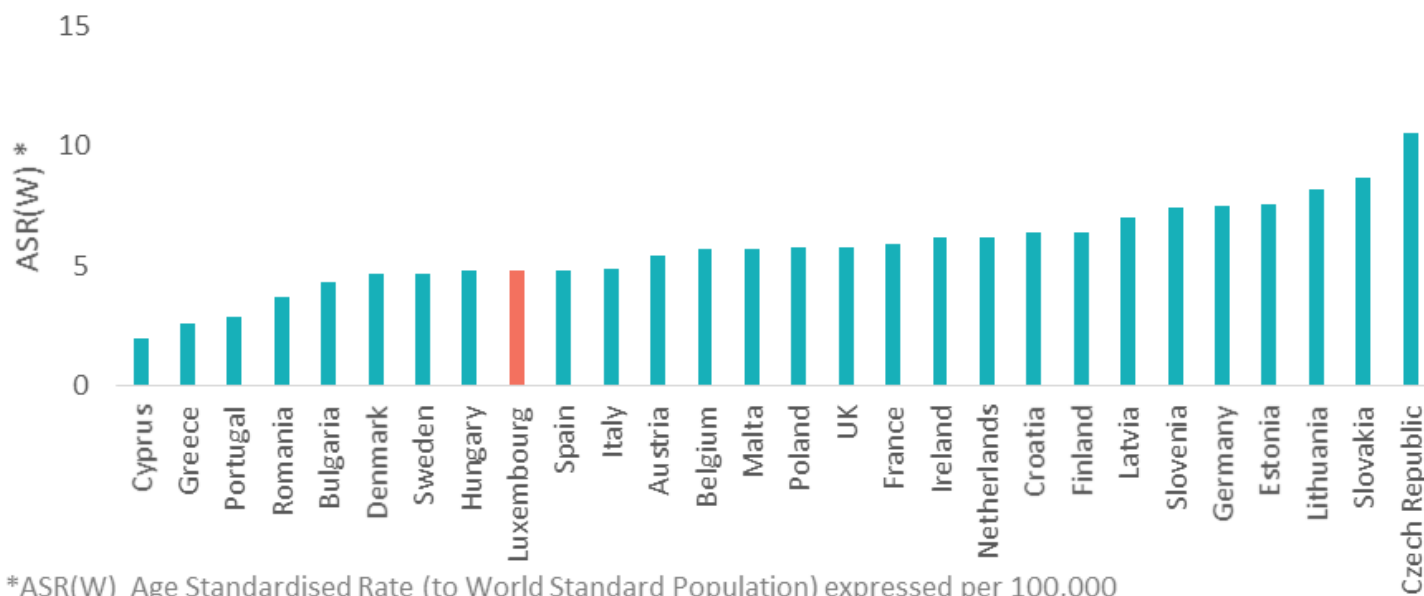


*ASR(W) Age Standardised Rate (to World Standard Population) expressed per 100,000

Cancer of the Kidney incidence in males living in EU Member Countries



Cancer of the Kidney incidence in females living in EU Member Countries



Actions Map	Select link below to view (right click to open hyperlink)
Obesity Related Policies or Interventions	Adults
	Child
	Adult & Child



% Overweight & Obesity Maps	(select link below to view)	
Current Prevalence	Men Boys	Women Girls
By Age	Adult	Child
By Region	Adult	Child
By Educational Status	Adult n/a	Child n/a
By Socio-economic group	Adult n/a	Child n/a
Trend NB. To view the time period you are interested in you must choose a time period and click 'Change year' to update the map)	Men Boys	Women Girls

Sources

Overweight & Obesity %	Data sources available at www.worldobesity.org/data/
EUROSTAT data	Eurostat Database: http://ec.europa.eu/eurostat
HBSC data	Health Behaviour in School Aged Children (HBSC) http://www.hbsc.org/
Population Estimates	UN Population Estimates, United Nations, http://esa.un.org/unpd/wpp/
Diabetes estimates 2015	Reproduced with kind permission of IDF, Diabetes Estimates 2015, IDF, http://www.diabetesatlas.org/resources/2015-atlas.html
Worldwide GINI Index	Worldwide GINI Index, http://data.worldbank.org/indicator/SI.POV.GINI?locations=HR (last accessed 12th August 2017)
Physical Inactivity estimates	Global Health Observatory data repository, World Health Organisation, http://apps.who.int/gho/data/node.main.A893?lang=en
Raised Fasting Glucose	Global Health Observatory data repository, World Health Organisation, http://apps.who.int/gho/data/node.main.A869?lang=en
Raised BP	Global Health Observatory data repository, World Health Organisation, http://apps.who.int/gho/data/node.main.A875?lang=en
Raised cholesterol	Global Health Observatory data repository, World Health Organisation, http://apps.who.int/gho/data/node.main.A885
Cancer incidence rates	Cancer incidence rates, GLOBOCAN, IARC, http://globocan.iarc.fr/Pages/online.aspx



This report was produced with the support of an operational grant under the European Commission's Third Health Programme (2014-2020). The European Commission is not responsible for any use that may be made of them.